ACCESSORIES

MODULAR
AUTO LOCK MECHANISM

What Is Auto Lock Mechanism

Auto lock mechanism is a heat-sensitive automatic locking system developed in order to ease sterilization control by R&D department. Modular auto lock system designed to be usable with different container systems.

This system has been developed in accordance with the requirements of sterilization to be used in a steam autoclave for our container systems. Auto lock is a system designed in reusable property instead of disposable plastic products that are used as security locks in containers. The system has been tested in our own facilities 5000 cycles and has successfully passed al tests. Minimum expected life of the system is 5000 sterilizations. During this time system is usable without the need for any maintenance or service.



Code
CN-1900 (2 pcs)

How does Auto Lock Mechanism Work?

The average temperature in the autoclave during sterilization is at the level of 135 ° C degrees.

As the temperature in the autoclave begins to rise above 100 degrees, automatic locking mechanism located on the box is activated. When the mechanism is activated, the red movable locking shaft in it is going forward (Picture 1). When the movable locking shaft is going forward, it blocks the locking mechanism in lid and so it prevents uncontrolled opening of the lid.

The process of the system becoming inactive is as following: After sterilization process has been completed and container has been removed from the autoclave, the container and Auto Lock system are allowed to cool between 5 and 10 minutes. Then the red movable locking shaft is pushed back with the help of fingers (Picture 3). Thus, lid closure of the container ceases to be blocked and comes to opened position.

When the container enters into each sterilization, these processes are repeated in the same manner.

When the user sees that Auto Lock mechanism is activated (Picture 1), he/she can understand that the container has entered to the sterilization process. If Auto lock mechanism is inactive (Picture 2), it means that this container has been previously opened.

What Are The Advantages Of Modular Auto Mechanism?

Because of system being reusable, it is more economical when you compare with plastic security seal usage.

System is modular, so it can be usable with different brand products. In this reason, so many users can make use of system advantages.

After the usage of disposable products, plastic material harms the nature. Because of reusable property of auto lock mechanism and because of recycling raw material inside, system does not harm the nature.

Disposable products have many disadvantages such as purchasing, storage and inventory tracking. Auto Lock mechanism saves the user from this workload and cost.

Disposable products must be attached to the (2) container(s) prior to each sterilization and this leads to loss of time for the employees.

Auto Lock Mechanism removes the difficulties faced during the use of security seals. In breakdown condition, because of product is not fixed on the container, system can be easily serviceable or changeable so container does not needs replacing.

Picture 1 (Closed Position)



Picture 3



Picture 2



Picture 4



WARNING: It's possible to move the movable shaft with only the effect of temperature. It's not possible under normal conditions to activate (to be brought into locked position) lock mechanism.

All our container systems with Auto Lock mechanism are designed to be used also with plastic security seal when necessary (Picture 4).

MODULAR
AUTO LOCK MECHANISM

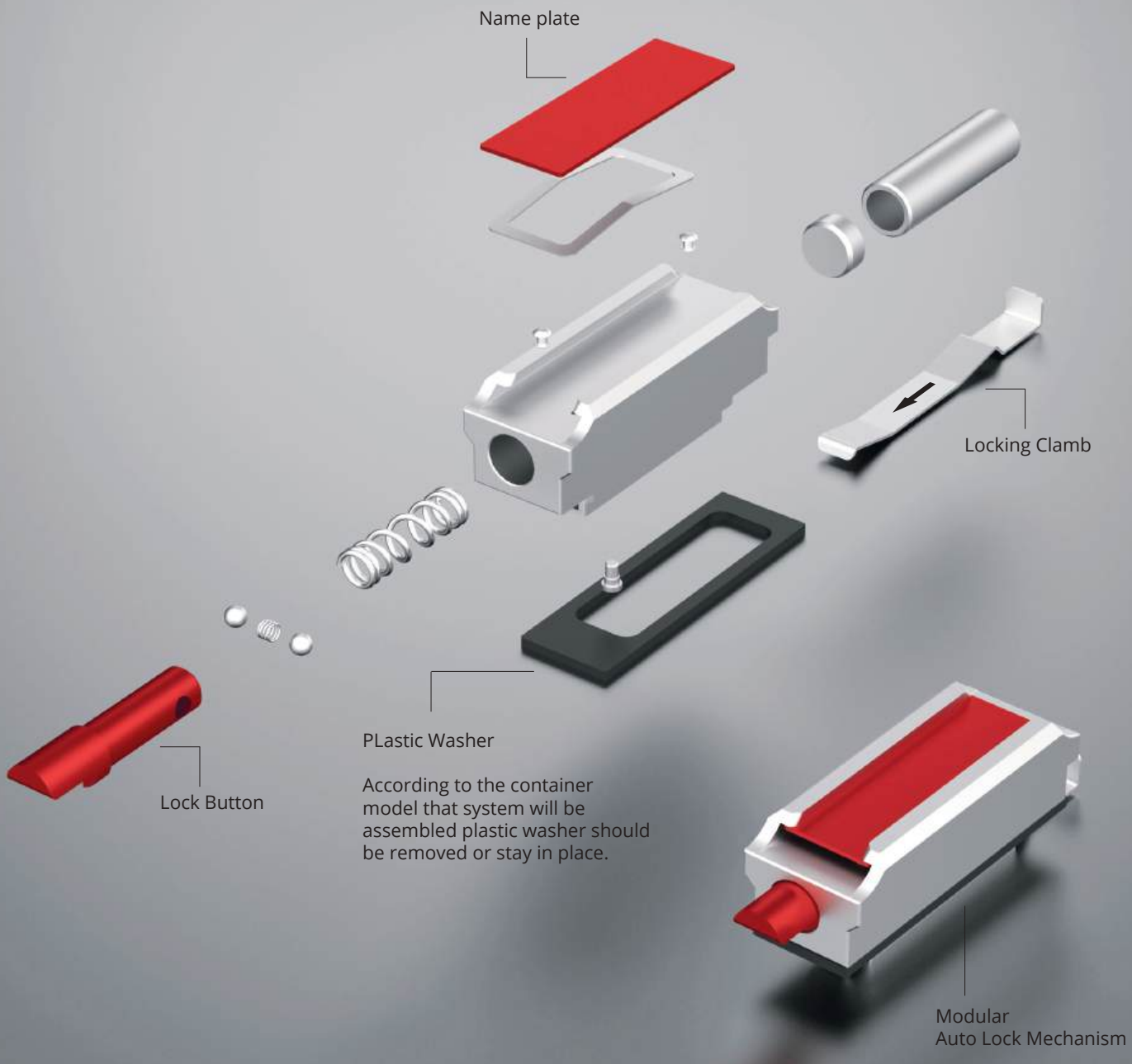

ASELTECH®

Assembly And Disassembly Of Modular **Auto Lock Mechanism**

Picture 1



Locking clamp should be removed from the groove before assembly.

Picture 2



Then it should be placed to the container label part as shown picture.

Picture 3



When you sure that product is snug, locking clamp should be placed through the arrow direction.

Picture 4



Please be sure that locking stamp is forwarded to the end of the clamp groove and it is locked.



Lock mechanism should be in open position for the disassembly process (Picture 2).

It is not possible to make disassembly on closed position (Picture 1).

When you sure that lock mechanism is on open position, locking clamp can be removable by pulling backward through the reverse direction of the locking direction.

WINDOW FOR EMULATING INDICATOR

We continue to produce solution for the sterilization management requirements with our 20 years of experience in medical industry. For this purpose, we have developed emulating indicator window for the sterile container systems.

Aim Of The Window For Emulating Indicator

Emulating indicators are used for the load sterilization monitorization while surgical instruments are loaded to containers in central sterilization services department (CSSD).

During standard container usage it is not possible to see indicator results without opening the lid. When set is decided to use in surgery if result is negative and also if there is no alternative set, surgery is delaying and problems occurs in implementations.

Result of the emulating indicator can observed after cycle easily from the window on the container case. In negative conditions, sterilization processes are repeated before send set to usage. By this way waste of time prohibited and it can help to avoid troubles before start.

Window For Emulating Indicator

- Transparent PPSU polymer material is used on window part of the system which is suitable to auto-clave. PPSU polymer material has resistance to scoring and impact also it is a special material which has heat resistance up to 330°
- Silicon joint is used between window and box to avoid sterilization risk inside the container and security is provided %100 by 4 pieces rivet connection.
- All other parts used in the system is manufactured from anodized aluminum and stainless steel.
- Indicator is designed to place the box from two directions. Also there is a spring mechanism to immo-bilize indicator because of the pressure inside the indicator placed sections. This spring mechanism and the immobilization property from the two side of indicator are provided to use different branded indicators to use in this system together.





NO RISK...



Usage Of Window For Emulating Indicator

Emulating indicator before placing materials to sterilize inside the box for the sterilization purpose is placed inside the box as below.



When you placed indicator band inside the box, you should be sure that placed references and indicator should appears. You should specify the suitable position by reciprocating motions or rotating reverse the indicator band.



After you placed indicator band fairly, you can start sterilization process by placing materials to sterilize after closing the lid.

ACCESSORIES

ASELTECH®



Label *(Papers)*



Code CN-2673

100 pcs. With indicator.

For small size and special containers



Code CN-2672

100 pcs. With indicator.

For full and Half size containers



Identification Labels *(Aluminium)*



Color	Code
Red	CN-2700
Blue	CN-2701
Green	CN-2702
Yellow	CN-2703
Grey	CN-2704
Black	CN-2705
Purple	CN-2706
Bronze	CN-2707

Coloured identification labels
Engraved to your specifications
Maximum 16 letters



Identification *(Aluminium)*

Grey coloured recommended for use in Plasma.Color fading By effect of Hydrogen Peroxide Gas Plasma on other colors.



LABEL HOLDER

Color	Code
Red	CN-2560
Blue	CN-2561
Green	CN-2562
Yellow	CN-2563
Grey	CN-2564
Black	CN-2565
Purple	CN-2566
Bronze	CN-2567



LABELS

Color	Code
Red	CN-2570
Blue	CN-2571
Green	CN-2572
Yellow	CN-2573
Grey	CN-2574
Black	CN-2575
Purple	CN-2576
Bronze	CN-2577

Coloured identification labels
Engraved to your specification







Code CN-2663 *Blue*

100 pcs. with indicator.
made of plastic



Code CN-2664 *Blue*

100 pcs. made of plastic



Code CN-2661 *Blue*

100 pcs. with number.
made of plastic



Code CN-2662 *Red*

100 pcs. with indicator.
made of plastic



Code CN-2660 *Red*

100 pcs. made of plastic



Code CN-2665 *Red*

100 pcs. with number.
made of plastic



PLASMA MODEL ACCESSORIES

SECURITY SEAL



Code CN-2663Z *Blue*

100 pcs. with indicator.
For hydrogen peroxide
plasma sterilization

LABEL



Code CN-2672Z

100 pcs. with indicator.
For hydrogen peroxide
plasma sterilization



Code CN-2673Z

100 pcs. with indicator.
For hydrogen peroxide
plasma sterilization

FILTERS for hydrogen peroxide plasma sterilization



Code CN-2741Z

Diameter: 184 mm

Single use 100 pcs. for
hydrogen peroxide
plasma sterilization



Code CN-3615Z

Dimension: 165 x 235 mm

for hydrogen peroxide
plasma sterilization



Code CN-2761Z

Dimension: 230 x 120 mm

for hydrogen peroxide
plasma sterilization



Code CN-2780Z

Dimension: 130 x 110 mm

for hydrogen peroxide
plasma sterilization

ACCESSORIES

STERILE CONTAINER SYSTEMS



Paper Filter



Code CN-2740

Diameter 184 mm

Single use 100 pcs with indicator.

Paper Filter



Code CN-2741

Diameter 184 mm

Single use 100 pcs with indicator. No marking.

Teflon Filter



Code CN-2742

Diameter 194 mm

Number of sterilization cycle > 2000

Teflon Filter (For B3 PTFE System)



Code CN-2745

Diameter 90 mm

Number of sterilization cycle > 2000 to be used with CN-1970





For Dental Model

Paper Filter	Paper Filter	Teflon Filter
		
Code CN-3612	**Code** CN-3615	**Code** CN-2743
Dimension 165 x 235 mm	Dimension 165 x 235 mm	Dimension 150 x 233 mm
Single use 100 pcs with indicator.	*Single use 100 pcs with indicator. No marking.*	*Number of sterilization cycle > 2000*



For Mini Model

Paper Filter	Paper Filter	Teflon Filter
		
Code CN-2760	**Code** CN-2761	**Code** CN-2744
Dimension 230 x 120 mm	Dimension 230 x 120 mm	Dimension 215 x 100 mm
Single use 100 pcs with indicator.	*Single use 100 pcs with indicator. No marking.*	*Number of sterilization cycle > 2000*



For 1/2 Dental Model

Paper Filter	Paper Filter	Teflon Filter
		
Code CN-2781	**Code** CN-2780	**Code** CN-2782
Dimension 130 x 130 mm	Dimension 130 x 130 mm	Dimension 130 x 130 mm
Single use 100 pcs with indicator.	*Single use 100 pcs with indicator. No marking.*	*Number of sterilization cycle > 2000*

FILTER RETAINER & DISPENSER



Code CN-2720

Diameter 186 mm

Filter Retainer,
for 1/1, 3/4, 1/2, Extra large, Extra long, Large dental



Code CN-2722

Diameter 186 mm

Filter Retainer,
for all A1 models



Code CN-2730

Dimension 200 x 200 x 64 mm

Filter Dispenser



Code CN-21715

Dimension 247 x 172 mm

Filter Retainer,
for Dental model



Code CN-21708

Dimension 250 x 177 x 40 mm

Filter Dispenser



Code CN-21716

Dimension 243 x 120 mm

Filter Retainer,
for Mini model



Code CN-21709

Dimension 250 x 127 x 53 mm

Filter Dispenser



Code CN-21717

Dimension 162 x 144 mm

Filter Retainer,
for 1/2 Dental model



Code CN-21710

Dimension 169 x 151 x 53 mm

Filter Dispenser

SILICONE MATS











Code	Dimension
CN-2519	160 x 135 mm
CN-2520	275 x 125 mm
CN-2521	250 x 235 mm
CN-2522	340 x 230 mm (2 pcs)
CN-2523	300 x 300 mm
CN-2524	380 x 230 mm

Code	Dimension
CN-2525	440 x 230 mm
CN-2526	520 x 230 mm
CN-2527	230 x 220 mm
CN-2528	475 x 230 mm
CN-2529	260 x 180 mm
CN-2532	280 x 200 mm

SILICONE MESH MATS



Code	Dimension
CN-2530	250 x 240 mm
CN-2531	485 x 250 mm
CN-2533	534 x 247 mm
CN-2534	395 x 245 mm
CN-2535	527 x 335 mm
CN-2536	658 x 247 mm

Silicone Mesh Mat,
Enables surgical instruments to be stored without slip and dry well.





Code	Model	Size
CN-3948	Large Dental Silicone Gasket	118 cm
CN-3949	1/2 Dental Silicone Gasket	72 cm
CN-3950	Mini Silicone Gasket	77 cm
CN-3951	Dental Silicone Gasket	89 cm
CN-3952	Flat Silicone Gasket	101 cm
CN-3953	1/2 Silicone Gasket	101 cm
CN-3954	3/4 Silicone Gasket	136 cm
CN-3955	1/1 Silicone Gasket	158 cm
CN-3956	Extra Large Silicone Gasket	180 cm
CN-3957	Extra Long Silicone Gasket	185 cm
CN-3958	Endo Silicone Gasket	130 cm



Code	Outside Dimension
CN-31090	502 x 255 x 130 mm

Rack, for endoscopy

- Holds 10 endoscopic instruments
- Fits into a 1/1 size 20 cm deep container
- Wire basket 1/1 50 mm
- Container 1/1 200 mm
- Silicone mat 520 x 230 mm

Code	Outside Dimension
CN-31093	555 x 255 x 130 mm

Rack, for endoscopy

- Holds 10 endoscopic instruments
- Fits into a Extra Long size 18 cm deep container
- Wire basket Extra Long 50 mm
- Container Extra Long 180 mm
- Silicone mat 340x230 (2pcs)















Code	Outside Dimension
CN-31092	515 x 250 x 165 mm



Rack, for artroscopy

- Holds 20 artroscopy punches
- Fits into a 1/1 size 20 cm deep container
- Wire basket 1/1 50 mm
- Container 1/1 200 mm
- Silicone mat 440 x 230 mm





Code	Outside Dimension
CN-31094	220 x 250 x 160 mm



Rack, for kerrison

- Holds 10 kerrison punches
- Fits into a 1/2, 1/1 20 cm and Extra Long size 18 cm deep container
- Wire basket 1/2 50 mm
- Wire basket 1/1 50 mm
- Wire basket Extra long 50 mm
- Container 1/2 200 mm
- Container 1/1 200 mm
- Container Extra long 180 mm



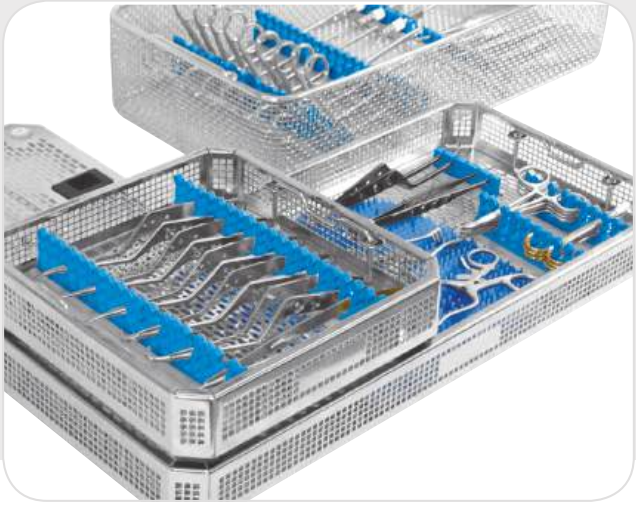



Code	Lenght
CN-11601	250 x 9 mm
CN-11602	158 x 9 mm
CN-11603	123 x 9 mm
CN-11604	97 x 9 mm
CN-11605	73 x 9 mm
CN-11606	23,5 x 9 mm

Can be manufactured in any size demanded

Code	
CN-1680-02 (1 Piece)	 Kep nut
CN-1680-03 (1 Piece)	 Screw



With rail, screw and nut

Code	Lenght	Height
CN-12100	250 mm	45 mm
CN-12101	152 mm	45 mm
CN-12102	125 mm	45 mm
CN-12145	97 mm	45 mm

Actual Size





With rail, screw and nut

Code	Lenght	Height
CN-12109	238 mm	45 mm
CN-12110	158 mm	45 mm
CN-12111	112 mm	45 mm
CN-12148	77 mm	45 mm

Actual Size

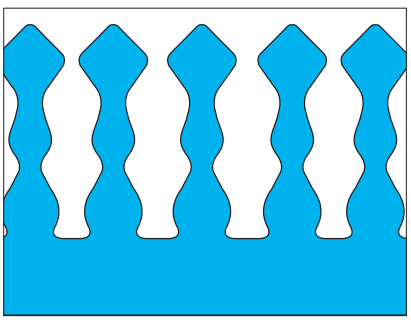



With rail, screw and nut

Code	Lenght	Height
CN-12106	238 mm	45 mm
CN-12107	150 mm	45 mm
CN-12108	119 mm	45 mm
CN-12147	87 mm	45 mm

Actual Size





With rail, screw and nut

Code	Lenght	Height
CN-12103	240 mm	45 mm
CN-12104	150 mm	45 mm
CN-12105	120 mm	45 mm
CN-12146	90 mm	45 mm

Actual Size

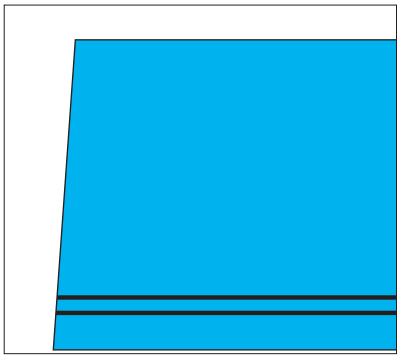



Instruments holder,
from Ø 3 to 8 mm
With rail, screw and nut

Code	Lenght	Height
CN-12112	178 mm	24 mm

Actual Size

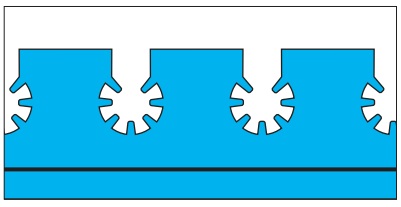



Code	Lenght	Height
CN-12113	73 mm	24 mm

Instruments holder, Ø 5 mm
With rail, screw and nut

Actual Size

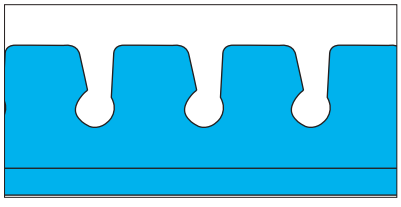



Instruments holder, Ø 3 mm
With rail, screw and nut

Code	Lenght	Height
CN-12114	73 mm	24 mm

Actual Size

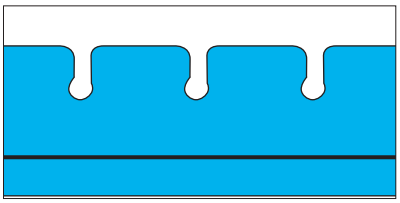



Instruments holder, from Ø 3 to
15 mm With rail, screw and nut

Code	Lenght	Height
CN-12115	178 mm	34 mm

Actual Size

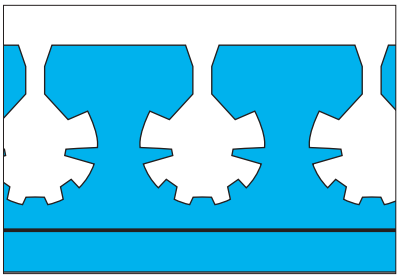



With rail, screw and nut

Code	Lenght	Height
CN-12116	121 mm	22 mm

Actual Size

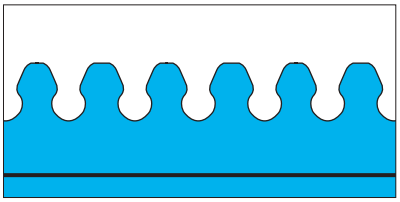



With rail, screw and nut

Code	Lenght	Height
CN-12117	123 mm	22 mm

Actual Size

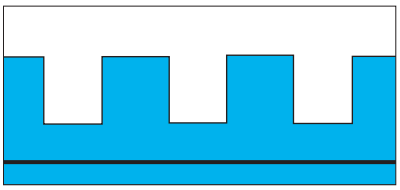



Instruments holder, from Ø 3 mm
With rail, screw and nut

Code	Lenght	Height
CN-12124	178 mm	24 mm

Actual Size

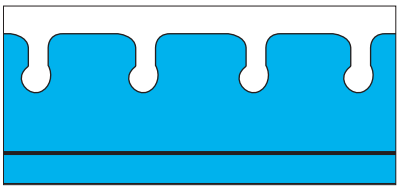



Instruments holder, Ø 5 mm
With rail, screw and nut

Code	Lenght	Height
CN-12125	178 mm	24 mm

Actual Size

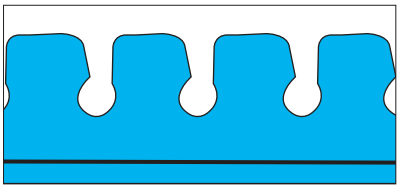



Code	Lenght	Height
CN-12142	40 mm	25 mm

Actual Size





Code	Lenght	Height
CN-12126	23.5 mm	25 mm

Ø 10,5 mm With rail, screw and nut

Actual Size

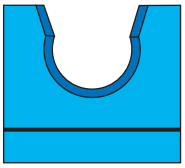



Code	Lenght	Height
CN-12127	23.5 mm	25 mm

Ø 8 mm With rail, screw and nut

Actual Size

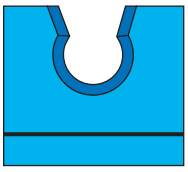



Code	Lenght	Height
CN-12128	23.5 mm	25 mm

Ø 13 mm With rail, screw and nut

Actual Size

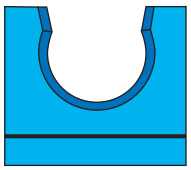



Code	Lenght	Height
CN-12129	23.5 mm	25 mm

Ø 5 mm With rail, screw and nut

Actual Size

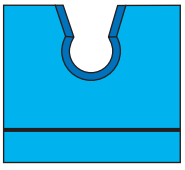



Code	Lenght	Height
CN-12130	72 mm	34 mm

Endoscope holder, double
One side Ø 12 mm open
One side from Ø 3 to Ø 15 mm closed With rail, screw and nut

Actual Size

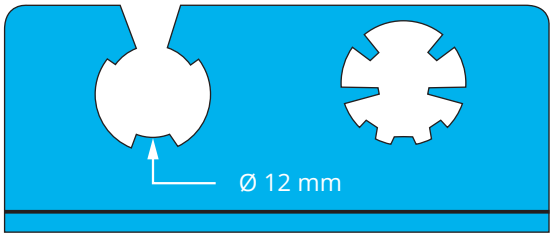



Code	Lenght	Height
CN-12141	72 mm	34 mm

Endoscope holder, double
One side Ø 12 mm open
One side from Ø 3 to Ø 8 mm closed
With rail, screw and nut

Actual Size

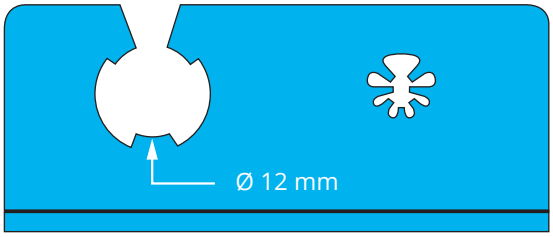



Code	Lenght	Height
CN-12131	72 mm	34 mm

Instruments holder from Ø 3 to Ø 15 mm With rail, screw and nut

Actual Size

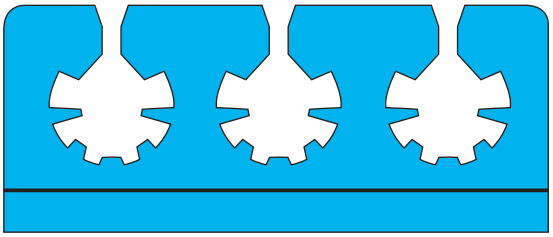



Code	Lenght	Height
CN-12132	72 mm	24 mm

Instruments holder, from Ø 3 to Ø 8 mm With rail, screw and nut

Actual Size

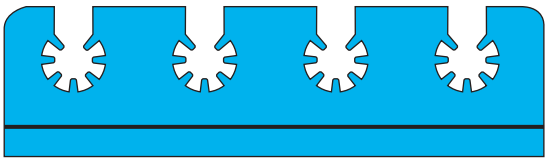



Code	Lenght	Height
CN-12133	38 mm	24 mm

Endoscope holder, double one side from Ø 3 to Ø 8 mm
With rail, screw and nut

Actual Size

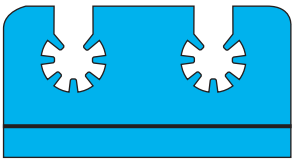



Code	Lenght	Height
CN-12134	28 mm	34 mm

Endoscope holder, single one side Ø 12 mm open one side from Ø 3 to
Ø 15 mm With rail, screw and nut

Actual Size

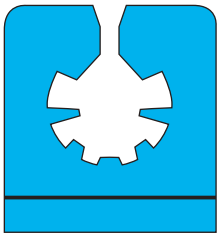

ACCESSORIES

STERILE CONTAINER SYSTEMS



Code	Lenght	Height
CN-12135	38 mm	33 mm

Endoscope holder, Ø 4 mm closed
With rail, screw and nut

Actual Size

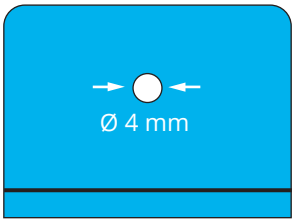



Code	Lenght	Height
CN-12136	38 mm	33 mm

Endoscope holder, Ø 6 mm closed
With rail, screw and nut

Actual Size

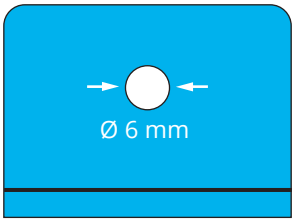



Code	Lenght	Height
CN-12137	38 mm	33 mm

Endoscope holder, Ø 8 mm closed
With rail, screw and nut

Actual Size

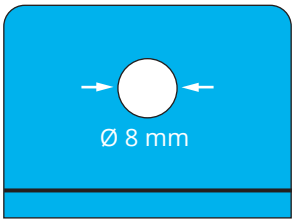



Code	Lenght	Height
CN-12138	38 mm	33 mm

Endoscope holder, Ø 12 mm closed
With rail, screw and nut

Actual Size

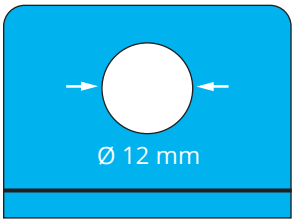



Code	Lenght	Height
CN-12139	38 mm	33 mm

Endoscope holder, Ø 12 mm closed
With rail, screw and nut

Actual Size

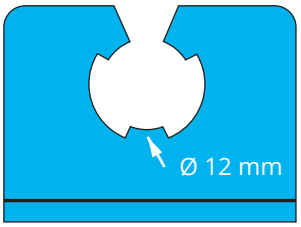



Code	Lenght	Height
CN-12140	38 mm	33 mm

Endoscope holder, Ø 15 mm closed
With rail, screw and nut

Actual Size

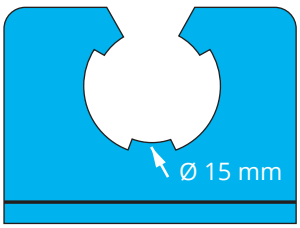











CN-2650	CN-2651	CN-2588
Holding pin for divider	Holding pin for instruments	Fixation clamp





CN-2645	CN-2646	CN-2647	CN-2648
DIVIDER 50 x 20 mm	DIVIDER 130 x 20 mm	DIVIDER 225 x 20 mm	DIVIDER 460 x 20 mm

HOLDERS & DIVIDERS



CN-2580
Ø 7 - 12 mm



CN-2581
Ø 12 - 16 mm



CN-2582
Ø 16 - 26 mm



CN-2583
Ø 26 - 36 mm



CN-2584
Ø 36 - 45 mm







Code	Outside Dimension
CN-8508	98 x 43 x 44 mm

Rack for 24 burrs with shanks
Ø 2.35 mm





Code	Outside Dimension
CN-8509	163 x 103 x 40 mm

Rack for 15 pcs of instruments





Code	Outside Dimension
CN-8511	218 x 22 x 54 mm

Rack for 12 pcs of instruments



Code	Outside Dimension
CN-8190	218 x 45 x 52 mm

Tiltable holding device
for 6 micro heads







Code	Outside Dimension
CN-2600	40 x 5 x 18 mm

DIVIDER (use with CN-2601 and CN-2602)



Code	Outside Dimension
CN-2601	230 x 26 mm
CN-2602	470 x 26 mm

Sliding rails with securing screws



Code	Outside Dimension
CN-2604	230 x 26 mm
CN-2605	470 x 26 mm

Limiting bar, with security screws



Code	Outside Dimension
CN-2607	233 x 30 mm

Spiral holding device



Code	Outside Dimension
CN-2609	116 x 30 mm





Code	Outside Dimension
CN-2615	112 x 18 mm
CN-2616	172 x 18 mm
CN-2617	232 x 18 mm
CN-2618	472 x 18 mm

Limiting bar



Code	Outside Dimension
CN-2622	233 x 30 mm

Spiral holding



Code	Outside Dimension
CN-2625	126 x 30 mm

Spiral holding



Code	CN-2620

Spiral holding

